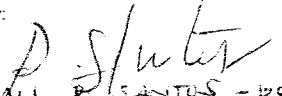




FY 2017 PHYSICAL PLAN

Department: Other Executive Offices
 Agency: Philippine Commission on Women (National Commission on the Role of Filipino Women)
 Operating Unit: N/A
 Organization Code (UACS): 260290000000

| Particulars | UACS CODE | Current Year's Accomplishment | | | Physical Target (Budget Year) | | | | | Variance | Remarks |
|---|------------------|-------------------------------|-----------------------|-------|-------------------------------|-------------|-------------|-------------|-------------|----------|---------|
| | | Actual Jan.1-Sept.30 | Estimate Oct.1-Dec.30 | Total | Total | 1st Quarter | 2nd Quarter | 3rd Quarter | 4th Quarter | | |
| 1 | 2 | 3 | 4 | 5=3+4 | 6=7+8+9+10 | 7 | 8 | 9 | 10 | 11=6-5 | 12 |
| Part A | | | | | | | | | | | |
| I. Operations | | | | | | | | | | | |
| MFO 1: POLICY SERVICES ON GENDER AND DEVELOPMENT | 0000030100000000 | | | | | | | | | | |
| Quantity | | | | | | | | | | | |
| Number of GAD policies developed and issued or updated and disseminated | | 4 | 1 | 5 | 5 | 0 | 1 | 1 | 3 | 0 | |
| Quality | | | | | | | | | | | |
| Percentage of stakeholders who rate the policies as good or better | | - | 65% | 65% | 65% | - | - | - | 65% | 0 | |
| Timeliness | | | | | | | | | | | |
| Percentage of GAD policies that are updated, issued and disseminated in the last 3 years | | - | 50% | 50% | 50% | - | - | - | 50% | 0 | |
| Quantity | | | | | | | | | | | |
| Number of GAD policies developed and issued or updated and disseminated | | | | | | | | | | | |
| Quality | | | | | | | | | | | |
| Percentage of stakeholders who rate the policies as good or better | | | | | | | | | | | |
| Timeliness | | | | | | | | | | | |
| Percentage of GAD policies that are updated, issued, and disseminated in the last 3 years | | | | | | | | | | | |
| MFO 2: GENDER AND DEVELOPMENT TECHNICAL ADVISORY SERVICES | 0000030200000000 | | | | | | | | | | |
| Quantity | | | | | | | | | | | |
| Number of technical assistance services provided | | 220 | 105 | 325 | 325 | 80 | 80 | 80 | 85 | 0 | |
| Quality | | | | | | | | | | | |
| Percentage of stakeholders who rate the technical advisory as good or better | | 100% | 100% | 100% | 75% | 75% | 75% | 75% | 75% | (25%) | |
| Timeliness | | | | | | | | | | | |
| Percentage of requests for technical support responded to within 15 days | | 100% | 100% | 100% | 80% | 80% | 80% | 80% | 80% | (20%) | |
| Quantity | | | | | | | | | | | |
| Number of technical assistance services provided | | | | | | | | | | | |
| Quality | | | | | | | | | | | |
| Percentage of stakeholders who rate the technical advisory as good or better | | | | | | | | | | | |
| Timeliness | | | | | | | | | | | |
| Percentage of requests for technical support responded to within 15 days | | | | | | | | | | | |

Prepared By: 
 Ramil P. Santos - PO II
 Planning Services Head / Planning Officer

In coordination with: 
 Financial Services Head / Budget Officer

Approved By: 
 Agency Head / Department Secretary