

MONTHLY REPORT OF DISBURSEMENTS
For the month of May, 2016

Department: Other Executive Offices
 Entity Name: Philippine Commission on Women
 Operating Unit: National Capital Region
 Organization Code (UACS): 26-029-00-00000
 Funding Source Code (as clustered): 1-01-101
 (e.g. Old Fund Code: 101,102, 151)

PARTICULARS	CURRENT YEAR BUDGET					PRIOR YEAR'S BUDGET										SUB-TOTAL	TRUST LIABILITIES				GRAND TOTAL					Remarks		
	PS	MOOE	Fin. Exp	CO	TOTAL	PRIOR YEAR'S ACCOUNTS PAYABLE					CURRENT YEAR'S ACCOUNTS PAYABLE						TOTAL	PS	MOOE	CO	TOTAL	PS	MOOE	Fin. Exp	CO		TOTAL	
						PS	MOOE	Fin. Exp	CO	Sub-Total	PS	MOOE	Fin. Exp	CO	Sub-Total													PS
1	2	3	4	5	6 = (2+3+4+5)	7	8	9	10	11 = (7+8+9+10)	12	13	14	15	16 = (12+13+14+15)	17 = (11+16)	18=(6+17)	19	20	21	22 = (19+20+21)	23	24	25	26	27 = (23+24+25+26)	28	
Notice of Cash Allocation (NCA)																												
MDS Checks Issued	601,684.59	224,323.59			826,008.18												826,008.18					601,684.59	224,323.59			826,008.18		
Advice to Debit Account	12,803,112.51	11,697,530.43		265,223.15	24,765,866.09												24,765,866.09					12,803,112.51	11,697,530.43		265,223.15	24,765,866.09		
Working Fund (NCA issued to BTr)																												
Tax Remittance Advices Issued (TRA)	1,394,597.95	903,125.32			2,297,723.27												2,297,723.27					1,394,597.95	903,125.32			2,297,723.27		
Cash Disbursement Ceiling (CDC)																												
Non-Cash Availment Authority (NCAA)																												
Others (CDT, BTr Does Stamp, etc.)																												
TOTAL	14,799,395.05	12,824,979.34		265,223.15	27,889,597.54												27,889,597.54					14,799,395.05	12,824,979.34		265,223.15	27,889,597.54		
APRIL																												
Notice of Cash Allocation																												
MDS Checks Issued	66,016.01				66,016.01												66,016.01					66,016.01					66,016.01	
Advice to Debit Account	2,165,387.79	1,455,232.18			3,620,619.97												3,620,619.97					2,165,387.79	1,455,232.18			3,620,619.97		
Tax Remittance Advices Issued	217,920.57	134,668.08			352,588.65												352,588.65					217,920.57	134,668.08			352,588.65		
Cash Disbursement Ceiling																												
Non-Cash Availment Authority																												
Others (CDT, Does Stamp, etc.)																												
TOTAL	2,449,324.37	1,589,900.26			4,039,224.63												4,039,224.63					2,449,324.37	1,589,900.26			4,039,224.63		
MAY																												
Notice of Cash Allocation																												
MDS Checks Issued	87,205.42	161,683.59			248,889.01												248,889.01					87,205.42	161,683.59			248,889.01		
Advice to Debit Account	4,501,942.26	3,732,887.01			8,234,829.27												8,234,829.27					4,501,942.26	3,732,887.01			8,234,829.27		
Tax Remittance Advices Issued	281,267.72	65,094.97			346,362.69												346,362.69					281,267.72	65,094.97			346,362.69		
Cash Disbursement Ceiling																												
Non-Cash Availment Authority																												
Others (CDT, Does Stamp, etc.)																												
TOTAL	4,870,415.40	3,959,665.57			8,830,080.97												8,830,080.97					4,870,415.40	3,959,665.57			8,830,080.97		
2ND QUARTER																												
Notice of Cash Allocation																												
MDS Checks Issued	153,221.43	161,683.59			314,905.02												314,905.02					153,221.43	161,683.59			314,905.02		
Advice to Debit Account	6,667,330.05	5,188,119.19			11,855,449.24												11,855,449.24					6,667,330.05	5,188,119.19			11,855,449.24		
Tax Remittance Advices Issued	499,188.29	199,763.05			698,951.34												698,951.34					499,188.29	199,763.05			698,951.34		
Cash Disbursement Ceiling																												
Non-Cash Availment Authority																												
Others (CDT, Does Stamp, etc.)																												
TOTAL	7,319,739.77	5,549,565.83			12,869,305.60												12,869,305.60					7,319,739.77	5,549,565.83			12,869,305.60		

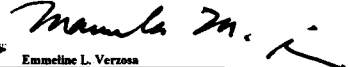
SUMMARY:

	Previous Report (March)	This month (May)	As of Date
Total Disbursement Authorities Received			
NCA	20,269,197.00	6,303,012.00	26,572,209.00
Working Fund			
TRA	1,951,360.58	346,362.69	2,297,723.27
CDC			
NCAA			
Others (CDT, BTr Does Stamp, etc.)			
Less: Notice of Transfer Allocations (NTA)* issued			
Total Disbursements Authorities Available	22,220,557.58	6,649,374.69	28,869,932.27
Less: Lapsed NCA			
Disbursements *	17,108,155.99	8,483,718.28	25,591,874.27
Balance of Disbursements Authorities as of date	5,112,401.59	(1,834,343.59)	3,278,058.00

	Previous Report (Mar)	This month (May)	As of Date
Total Disbursements Program	17,521,000.00	7,833,000.00	25,354,000.00
Less: * Actual Disbursements (Over)/Under spending	17,108,155.99	8,483,718.28	25,591,874.27
	412,844.01	(650,718.28)	(237,874.27)

Notes: The use of NTA is discouraged
 * Amounts should tally

Certified Correct
 Nathaniel L. Gonzales
 Agency Chief Accountant
 Date: _____

Approved By: 
 Emmeline L. Verzosa
 Head of Agency or Authorized Representative
 Date: _____

MONTHLY REPORT OF DISBURSEMENTS
For the month of April, 2016


Department: Other Executive Offices
 Entity Name: Philippine Commission on Women
 Operating Unit: National Capital Region
 Organization Code (UACS): 26-029-00-00000
 Funding Source Code (as clustered): 1-01-101
 (e.g. Old Fund Code: 101,102, 151)


PARTICULARS	CURRENT YEAR BUDGET					PRIOR YEAR'S BUDGET										SUB-TOTAL	TRUST LIABILITIES				GRAND TOTAL					Remarks		
	PS	MOOE	Fin. Exp	CO	TOTAL	PRIOR YEAR'S ACCOUNTS PAYABLE					CURRENT YEAR'S ACCOUNTS PAYABLE						TOTAL	PS	MOOE	CO	TOTAL	PS	MOOE	Fin. Exp	CO		TOTAL	
						7	8	9	10	11 = (7+8+9+10)	12	13	14	15	16 = (12+13+14+15)													17 = (11+16)
1	2	3	4	5	6 = (2+3+4+5)	7	8	9	10	11 = (7+8+9+10)	12	13	14	15	16 = (12+13+14+15)	17 = (11+16)	18 = (6+17)	19	20	21	22 = (19+20+21)	23	24	25	26	27 = (23+24+25+26)	28	
Notice of Cash Allocation (NCA)																												
MDS Checks Issued	514,479.17	62,640.00			577,119.17												577,119.17					514,479.17	62,640.00			577,119.17		
Advice to Debit Account	8,301,170.25	7,964,643.42		265,223.15	16,531,036.82												16,531,036.82					8,301,170.25	7,964,643.42		265,223.15	16,531,036.82		
Working Fund (NCA Issued to BTr)																												
Tax Remittance Advices Issued (TRA)	1,113,330.23	838,030.35			1,951,360.58												1,951,360.58					1,113,330.23	838,030.35			1,951,360.58		
Cash Disbursement Ceiling (CDC)																												
Non-Cash Availment Authority (NCAA)																												
Others (CDT, BTr Docs Stamp, etc.)																												
TOTAL	9,928,979.65	8,865,313.77		265,223.15	19,059,516.57												19,059,516.57					9,928,979.65	8,865,313.77		265,223.15	19,059,516.57		
APRIL																												
Notice of Cash Allocation																												
MDS Checks Issued	66,016.01				66,016.01												66,016.01					66,016.01				66,016.01		
Advice to Debit Account	2,165,387.79	1,455,232.18			3,620,619.97											3,620,619.97					2,165,387.79	1,455,232.18			3,620,619.97			
Tax Remittance Advices Issued	217,920.57	134,668.08			352,588.65											352,588.65					217,920.57	134,668.08			352,588.65			
Cash Disbursement Ceiling																												
Non-Cash Availment Authority																												
Others (CDT, Docs Stamp, etc.)																												
TOTAL	2,449,324.37	1,589,900.26			4,039,224.63											4,039,224.63					2,449,324.37	1,589,900.26			4,039,224.63			
MAY																												
Notice of Cash Allocation																												
MDS Checks Issued																												
Advice to Debit Account																												
Tax Remittance Advices Issued																												
Cash Disbursement Ceiling																												
Non-Cash Availment Authority																												
Others (CDT, Docs Stamp, etc.)																												
TOTAL																												
2ND QUARTER																												
Notice of Cash Allocation																												
MDS Checks Issued	66,016.01				66,016.01											66,016.01					66,016.01				66,016.01			
Advice to Debit Account	2,165,387.79	1,455,232.18			3,620,619.97										3,620,619.97					2,165,387.79	1,455,232.18			3,620,619.97				
Tax Remittance Advices Issued	217,920.57	134,668.08			352,588.65										352,588.65					217,920.57	134,668.08			352,588.65				
Cash Disbursement Ceiling																												
Non-Cash Availment Authority																												
Others (CDT, Docs Stamp, etc.)																												
TOTAL	2,449,324.37	1,589,900.26			4,039,224.63										4,039,224.63					2,449,324.37	1,589,900.26			4,039,224.63				
GRAND TOTAL	2,449,324.37	1,589,900.26			4,039,224.63										4,039,224.63					2,449,324.37	1,589,900.26			4,039,224.63				

SUMMARY:

	Previous Report (March)	This month (April)	As of Date		Previous Report (Mar)	This month (April)	As of Date
Total Disbursement Authorities Received				Total Disbursements Program	13,161,000.00	4,360,000.00	17,521,000.00
NCA	13,425,168.00	6,844,029.00	20,269,197.00	Less: * Actual Disbursements	13,421,520.01	3,686,635.98	17,108,155.99
Working Fund				(Over)/Under spending	(260,520.01)	673,364.02	412,844.01
TRA	1,598,771.93	352,588.65	1,951,360.58				
CDC							
NCAA							
Others (CDT, BTr Docs Stamp, etc.)							
Less: Notice of Transfer Allocations (NTA)* issued							
Total Disbursements Authorities Available	15,023,939.93	7,196,617.65	22,220,557.58				
Less: Lapsed NCA							
Disbursements *	13,421,520.01	3,686,635.98	17,108,155.99				
Balance of Disbursements Authorities as of to date	1,602,419.92	3,509,981.67	5,112,401.59				

Notes: The use of NTA is discouraged
 * Amounts should tally

Certified Correct: 
 Nathaniel L. Gonzales
 Agency Chief Accountant
 Date: _____

Approved By: 
 Emmeline L. Verzosa
 Head of Agency or Authorized Representative
 Date: _____