

STATEMENT OF APPROPRIATIONS, ALLOTMENTS, OBLIGATIONS, DISBURSEMENTS AND BALANCES
As of the Quarter Ending December 31, 2017


Department: Other Executive Offices
Agency: Philippine Commission on Women (National Commission on the Role of Filipino Women)
Operating Unit: N/A
Organization Code (UACS): 26029000000
Fund Cluster: 01 - Regular Agency Fund

Authorization: 01 - Current Year Appropriations
Report Status: SUBMITTED

Particulars	UACS CODE	Appropriation			Allotments			Current Year Obligations					Current Year Disbursements				Balances						
		Authorized Appropriation	Adjustments (Transfer To/From, Realignment)	Adjusted Appropriations	Allotments Received	Adjustments (Withdrawal, Realignment)	Transfer To	Transfer From	Adjusted Total Allotments	1st Quarter Ending March 31	2nd Quarter Ending June 30	3rd Quarter Ending Sept. 30	4th Quarter Ending Dec. 31	Total	1st Quarter Ending March 31	2nd Quarter Ending June 30	3rd Quarter Ending Sept. 30	4th Quarter Ending Dec. 31	Total	Unreleased Appropriations	Unobligated Allotment	Unpaid Obligations (15-20) = (23+24)	
				5=(3+4)				10=(8+7)-9+10	11	12	13	14	15+ (11+12+13+14)	16	17	18	19	20 (18+17+16+19)	21=(5-19)	22=(10-15)	23	24	
I. Agency Specific Budget																							
Specific Budgets of National Government Agencies	0110101																						
General Administration and Support	0500010000000000	30,535,000.00		30,535,000.00	30,355,000.00			30,355,000.00	7,392,071.94	8,575,467.33	5,388,754.61	8,598,706.12	30,355,000.00	5,578,527.39	7,672,497.84	6,172,271.42	8,520,005.90	27,943,302.56	180,000.00		333,200.17	2,078,497.28	
General Management and Supervision	1030010001000000	30,355,000.00		30,355,000.00	30,355,000.00			30,355,000.00	7,392,071.94	8,575,467.33	5,388,754.61	8,598,706.12	30,355,000.00	5,578,527.39	7,672,497.84	6,172,271.42	8,520,005.90	27,943,302.56			333,200.17	2,078,497.28	
PS		14,257,000.00	1,033,000.00	15,290,000.00	14,257,000.00		1,033,000.00	15,290,000.00	3,664,465.73	3,850,870.35	2,876,823.78	4,897,840.14	15,290,000.00	2,811,859.73	3,779,916.72	2,885,892.69	4,560,035.42	14,037,703.56			5,000.00	1,247,296.44	
MOOE		16,098,000.00	(1,033,000.00)	15,065,000.00	16,098,000.00		(1,033,000.00)	15,065,000.00	3,727,606.21	4,724,596.98	2,511,930.83	4,100,865.98	15,065,000.00	2,766,667.66	3,892,581.12	3,286,378.73	3,959,970.48	13,905,596.99			328,200.17	831,200.84	
CO																							
Administration of Personnel Benefits	1030010002000000	180,000.00		180,000.00															180,000.00				
PS		180,000.00		180,000.00															180,000.00				
Support to Operations	0000020000000000	22,626,000.00		22,626,000.00	22,626,000.00			22,626,000.00	8,087,937.01	3,098,785.92	2,948,350.82	8,449,466.79	22,584,541.54	3,154,022.72	3,333,650.04	3,762,985.79	7,014,369.65	17,265,028.20		41,458.46	201,754.35	5,117,758.95	
Maintenance of a Data Bank on Gender and Development (GAD) for Women	2840020001000000	22,626,000.00		22,626,000.00	22,626,000.00			22,626,000.00	8,087,937.01	3,098,785.92	2,948,350.82	8,449,466.79	22,584,541.54	3,154,022.72	3,333,650.04	3,762,985.79	7,014,369.65	17,265,028.20		41,458.46	201,754.35	5,117,758.95	
PS		4,565,000.00		4,565,000.00	4,565,000.00			4,565,000.00	1,658,130.04	1,538,824.50	1,208,171.50	141,673.86	4,565,000.00	1,275,847.04	1,549,154.50	1,208,709.00	530,489.46	4,565,000.00					
MOOE		6,061,000.00		6,061,000.00	6,061,000.00			6,061,000.00	1,435,805.97	1,539,962.42	887,138.78	2,166,092.83	6,029,000.00	1,378,975.58	1,784,495.54	1,699,436.05	1,626,563.44	5,491,470.61		32,000.00	201,754.35	335,778.04	
CO		12,000,000.00		12,000,000.00	12,000,000.00			12,000,000.00	4,994,001.00		855,040.54	6,141,500.00	11,990,541.54	489,400.10				6,653,316.75	7,205,557.59	9,458.46		4,781,983.95	
Operations	0000030000000000	27,730,000.00		27,730,000.00	27,730,000.00			27,730,000.00	5,547,593.36	4,905,079.68	6,419,621.82	11,057,705.26	27,730,000.00	4,008,993.17	5,272,569.05	3,807,996.65	7,292,835.05	20,482,405.12			3,080,357.30	3,587,237.59	
MFO 1: POLICY SERVICES ON GENDER AND DEVELOPMENT	0000030100000000	12,375,000.00		12,375,000.00	12,375,000.00			12,375,000.00	3,886,196.17	982,434.37	1,873,371.89	5,932,997.57	12,375,000.00	2,780,445.80	1,650,499.03	1,523,068.41	2,917,828.14	6,871,842.38			1,886,895.66	1,616,261.96	
Provision of Gender And Development (GAD) Policy and Plan Development and Advocacy Services	2840030101000000	12,375,000.00		12,375,000.00	12,375,000.00			12,375,000.00	3,886,196.17	982,434.37	1,873,371.89	5,932,997.57	12,375,000.00	2,780,445.80	1,650,499.03	1,523,068.41	2,917,828.14	6,871,842.38			1,886,895.66	1,616,261.96	
PS		4,211,000.00	500,000.00	4,711,000.00	4,211,000.00		500,000.00	4,711,000.00	2,410,126.15	21,187.50	803,989.00	1,475,695.35	4,711,000.00	1,656,280.15	610,920.50	768,104.00	1,427,548.52	4,662,853.17				48,146.83	
MOOE		8,164,000.00	(500,000.00)	7,664,000.00	8,164,000.00		(500,000.00)	7,664,000.00	1,176,068.02	961,246.87	1,069,382.89	4,457,302.22	7,664,000.00	924,165.65	1,039,578.53	754,954.41	1,430,280.62	4,208,989.21			1,896,895.66	1,568,115.13	
MFO 2: GENDER AND DEVELOPMENT TECHNICAL ADVISORY SERVICES	0000030200000000	15,355,000.00		15,355,000.00	15,355,000.00			15,355,000.00	1,761,397.19	3,922,642.29	4,546,252.73	5,124,707.79	15,355,000.00	1,228,537.37	3,622,090.62	2,364,928.24	4,375,006.51	11,590,562.74			1,793,461.64	1,970,975.62	
Provision of Technical Assistance, Advisory and Capacity-Building Services on Gender and Development	2840030201000000	15,355,000.00		15,355,000.00	15,355,000.00			15,355,000.00	1,761,397.19	3,922,642.29	4,546,252.73	5,124,707.79	15,355,000.00	1,228,537.37	3,622,090.62	2,364,928.24	4,375,006.51	11,590,562.74			1,793,461.64	1,970,975.62	
PS		7,670,000.00		7,670,000.00	7,670,000.00			7,670,000.00	1,217,084.00	3,239,427.08	1,478,288.29	1,734,200.83	7,670,000.00	943,614.00	2,718,668.28	1,611,582.38	2,322,191.82	7,536,026.43				73,973.57	
MOOE		7,685,000.00		7,685,000.00	7,685,000.00			7,685,000.00	544,313.19	3,056,984.44	3,380,507.16	7,685,000.00	284,923.37	903,422.36	2,052,814.69	753,375.89	2,052,814.69	3,994,536.31			1,793,461.64	1,697,002.05	
Locally-Funded Projects	0000040000000000	1,098,000.00		1,098,000.00	1,098,000.00			1,098,000.00	45,024.00	245,161.61	27,000.00	780,814.39	1,098,000.00	45,024.00	103,781.00	704,681.00	853,486.00	1,031,333.99			103,133.39	141,380.61	
Governance	0000041000000000	1,098,000.00		1,098,000.00	1,098,000.00			1,098,000.00	45,024.00	245,161.61	27,000.00	780,814.39	1,098,000.00	45,024.00	103,781.00	704,681.00	853,486.00	1,031,333.99			103,133.39	141,380.61	
Capacity Development	0000041005000000	1,098,000.00		1,098,000.00	1,098,000.00			1,098,000.00	45,024.00	245,161.61	27,000.00	780,814.39	1,098,000.00	45,024.00	103,781.00	704,681.00	853,486.00	1,031,333.99			103,133.39	141,380.61	
Development and Acquisition of Management Information Sub-Systems	1810041005000001	1,098,000.00		1,098,000.00	1,098,000.00			1,098,000.00	45,024.00	245,161.61	27,000.00	780,814.39	1,098,000.00	45,024.00	103,781.00	704,681.00	853,486.00	1,031,333.99			103,133.39	141,380.61	
MOOE		1,098,000.00		1,098,000.00	1,098,000.00			1,098,000.00	45,024.00	245,161.61	27,000.00	780,814.39	1,098,000.00	45,024.00	103,781.00	704,681.00	853,486.00	1,031,333.99			103,133.39	141,380.61	
CO																							
Sub-Total, Agency-Specific		81,989,000.00		81,989,000.00	81,809,000.00			81,809,000.00	20,672,626.31	16,624,492.52	14,783,730.05	29,286,632.68	81,767,541.54	12,788,557.26	16,382,518.53	13,823,253.86	23,531,892.20	65,524,221.87	180,000.00	41,458.46	4,318,445.21	10,924,874.46	
PS		30,883,000.00	1,533,000.00	32,416,000.00	30,703,000.00		1,533,000.00	32,239,000.00	8,949,807.92	8,670,309.43	6,366,272.57	8,249,810.08	32,236,000.00	6,887,369.92	6,658,659.96	6,479,256.04	8,840,265.22	30,861,583.16	180,000.00		5,000.00	1,309,416.84	
MOOE		39,105,000.00	(1,533,000.00)	37,572,000.00	39,105,000.00		(1,533,000.00)	37,573,000.00	6,926,817.39	8,154,183.09	7,562,416.94	14,895,582.56	37,541,000.00	5,399,767.26	7,723,899.59	5,494,155.08	8,936,310.23	28,454,081.12		32,000.00	4,313,445.21	4,773,473.67	
Fin Ex																							
CO		12,000,000.00		12,000,000.00	12,000,000.00			12,000,000.00	4,994,001.00		855,040.54	6,141,500.00	11,990,541.54	489,400.10				1,853,840.74	4,855,316.75	7,205,557.59	9,458.46	4,781,983.95	
I. Automatic Appropriations																							
Retirement and Life Insurance Premiums	0110102																						
General Administration and Support	0000010000000000	1,251,000.00	71,948.00	1,322,948.00	1,322,948.00			1,322,948.00	280,762.53	279,936.48	262,951.08	413,490.15	1,237,140.24	280,762.53	279,936.48	262,951.08	413,490.15	1,237,140.24			85,807.76		
General Management and Supervision	1030010001000000	1,251,000.00	71,948.00	1,322,948.00	1,322,948.00			1,322,948.00	280,762.53	279,936.48	262,951.08	413,490.15	1,237,140.24	280,762.53	279,936.48	262,951.08	413,490.15	1,237,140.24			85,807.76		
PS		1,251,000.00	71,948.00	1,322,948.00	1,322,948.00			1,322,948.00	280,762.53	279,936.48	262,951.08	413,490.15	1,237,140.24	280									

Particulars	UACS CODE	Authorized Appropriation	Adjustments (Transfer To/From, Realignment)	Adjusted Appropriations	Allotments Received	Adjustments (Withdrawal, Realignment)	Transfer To	Transfer From	Adjusted Total Allotments	1st Quarter Ending March 31	2nd Quarter Ending June 30	3rd Quarter Ending Sept. 30	4th Quarter Ending Dec. 31	Total	1st Quarter Ending March 31	2nd Quarter Ending June 30	3rd Quarter Ending Sept. 30	4th Quarter Ending Dec. 31	Total	Unreleased Appropriations	Unobligated Allotment	Unified Composites (15-20) = (23+24)			
																						15*	16	17	18
1	2	3	4	5=(3+4)	6	7	8	9	10=(8+9+4+1)	11	12	13	14	15*	16	17	18	19	20*	21=(5-4)	22=(10-15)	23	24		
III. Special Purpose Fund																									
Miscellaneous Personnel Benefits Fund	01101406			2,736,886.00	2,736,886.00	2,736,886.00			2,736,886.00				2,703,433.90	2,703,433.90					2,550,306.35	2,550,306.35		33,452.10	140,622.83	12,504.72	
Miscellaneous Personnel Benefits Fund	000009070000000			2,736,886.00	2,736,886.00	2,736,886.00			2,736,886.00				2,703,433.90	2,703,433.90					2,550,306.35	2,550,306.35		33,452.10	140,622.83	12,504.72	
Performance-Based Bonus	103009070100000			1,208,092.00	1,208,092.00	1,208,092.00			1,208,092.00				1,174,639.90	1,174,639.90					1,021,512.35	1,021,512.35		33,452.10		153,127.55	
PS				1,208,092.00	1,208,092.00	1,208,092.00			1,208,092.00				1,174,639.90	1,174,639.90					1,021,512.35	1,021,512.35		33,452.10		153,127.55	
Funding Requirements for the Filling up of Unfilled Positions	103009070200000			1,528,794.00	1,528,794.00	1,528,794.00			1,528,794.00				1,528,794.00	1,528,794.00					1,528,794.00	1,528,794.00			140,622.83	(140,622.83)	
PS				1,528,794.00	1,528,794.00	1,528,794.00			1,528,794.00				1,528,794.00	1,528,794.00					1,528,794.00	1,528,794.00			140,622.83	(140,622.83)	
Pension and Gratuity Fund	01101407			100,288.00	100,288.00	100,288.00			100,288.00				100,287.67	100,287.67					100,287.67	100,287.67			.33		
Pension and Gratuity Fund	000009080000000			100,288.00	100,288.00	100,288.00			100,288.00				100,287.67	100,287.67					100,287.67	100,287.67			.33		
For payment of retirement and terminal leave benefits	282009080200000			100,288.00	100,288.00	100,288.00			100,288.00				100,287.67	100,287.67					100,287.67	100,287.67			.33		
PS				100,288.00	100,288.00	100,288.00			100,288.00				100,287.67	100,287.67					100,287.67	100,287.67			.33		
Sub-Total, SPF				2,837,174.00	2,837,174.00	2,837,174.00			2,837,174.00				100,287.67	2,703,433.90	2,803,721.57				100,287.67	2,550,306.35	2,650,694.02		33,452.43	140,622.83	12,504.72
PS				2,837,174.00	2,837,174.00	2,837,174.00			2,837,174.00				100,287.67	2,703,433.90	2,803,721.57				100,287.67	2,550,306.35	2,650,694.02		33,452.43	140,622.83	12,504.72
MOOE																									
Fin Ex																									
CO																									
GRAND TOTAL		84,749,000.00		2,909,122.00	87,658,122.00	87,478,122.00			87,478,122.00	21,584,582.84	17,307,675.49	15,529,493.72	32,698,286.19	87,300,018.24	13,478,493.81	17,085,701.50	14,569,017.53	26,790,338.18	71,903,571.02	160,000.00	178,103.76	4,459,068.04	10,937,379.18		
PS		33,843,000.00		4,442,122.00	38,085,122.00	36,372,122.00			36,372,122.00	37,905,122.00	9,641,744.45	9,353,492.40	7,112,036.24	11,661,203.61	37,768,476.70	7,579,336.45	9,341,842.95	7,221,021.71	12,098,731.20	36,240,932.31	160,000.00	136,645.30	145,622.83	1,381,921.56	
MOOE		39,106,000.00		(1,533,000.00)	37,573,000.00	39,106,000.00			(1,533,000.00)	37,573,000.00	6,928,817.39	8,154,183.09	7,562,416.54	14,895,582.58	37,541,000.00	5,399,757.26	7,723,858.55	5,494,155.08	9,836,310.23	28,454,081.12		32,000.00	4,313,445.21	4,773,473.67	
Fin Ex																									
CO		12,000,000.00			12,000,000.00	12,000,000.00				12,000,000.00	4,994,001.00		855,040.54	6,141,500.00	11,990,541.54	499,400.10			1,853,840.74	4,855,316.76	7,208,557.58		9,468.48	4,781,983.95	


Certified Correct:


 Tasong, Maria
 Budget Officer
 Date: 05/Mar/2018

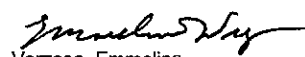
Certified Correct:


 Chief Accountant
 Date: 05/Mar/2018

Recommended By:


 Gutierrez, Cecile
 Director, FMS
 Date: 05/Mar/2018

Approved By:


 Verzosa, Emmeline
 Agency Head/Department
 Date: 05/Mar/2018

This report was generated using the Unified Reporting System on 05/03/2018 17:57

