

Particulars	UACS CODE	Appropriation			Allotments					Current Year Obligations				Current Year Disbursements				Balances					
		Authorized Appropriation	Adjustments (Transfer To/From, Realignment)	Adjusted Appropriations	Allotments Received	Adjustments (Withdrawal, Realignment)	Transfer To	Transfer From	Adjusted Total Allotments	1st Quarter Ending March 31	2nd Quarter Ending June 30	3rd Quarter Ending Sept. 30	4th Quarter Ending Dec. 31	Total	1st Quarter Ending March 31	2nd Quarter Ending June 30	3rd Quarter Ending Sept. 30	4th Quarter Ending Dec. 31	Total	Unreleased Appropriations	Unobligated Allotment	Unpaid Obligations (15-20) = (23+24)	
1	2	3	4	5(3+4)	6	7	8	9	10(6+7+8+9)	11	12	13	14	15(10+11+12+13+14)	16	17	18	19	20(16+17+18+19)	21(5-10)	22(10-18)	23	24
PS		2,277,000.00	190,000.00	2,467,000.00	2,467,000.00				2,467,000.00	524,074.11	631,240.58	633,513.22	678,171.89	2,466,999.80	524,074.11	631,240.58	633,513.22	681,368.02	2,470,195.93		.20		(3,196.13)
MOOE																							
Fin Ex																							
CO																							
III. Special Purpose Fund																							
Miscellaneous Personnel Benefits Fund	01101406		4,783,995.00	4,783,995.00	4,783,995.00		(228,854.00)	228,854.00	4,783,995.00	383,386.33	2,257,458.00		2,143,150.67	4,783,995.00	346,092.37	2,257,458.00		2,137,735.46	4,741,285.83				42,709.17
Miscellaneous Personnel Benefits Fund	0000090700000000		4,783,995.00	4,783,995.00	4,783,995.00		(228,854.00)	228,854.00	4,783,995.00	383,386.33	2,257,458.00		2,143,150.67	4,783,995.00	346,092.37	2,257,458.00		2,137,735.46	4,741,285.83				42,709.17
Performance-Based Bonus	103009070100000		712,300.00	712,300.00	712,300.00				712,300.00		712,300.00			712,300.00		712,300.00			712,300.00				
PS			712,300.00	712,300.00	712,300.00				712,300.00		712,300.00			712,300.00		712,300.00			712,300.00				
Funding Requirements for the Filing up of Unified Positions	103009070200000		578,683.00	578,683.00	578,683.00				578,683.00				578,683.00	578,683.00									578,683.00
PS			578,683.00	578,683.00	578,683.00				578,683.00				578,683.00	578,683.00									578,683.00
For Payment of Other Personnel Benefits	103009070600000		1,545,158.00	1,545,158.00	1,774,012.00		(228,854.00)		1,545,158.00		1,545,158.00			1,545,158.00		1,545,158.00			1,545,158.00				1,545,158.00
PS			1,545,158.00	1,545,158.00	1,774,012.00		(228,854.00)		1,545,158.00		1,545,158.00			1,545,158.00		1,545,158.00			1,545,158.00				1,545,158.00
For Payment of Compensation Adjustment	103009070700000		1,947,854.00	1,947,854.00	1,719,000.00			228,854.00	1,947,854.00	383,386.33			1,564,467.67	1,947,854.00	346,092.37			2,137,735.46	2,483,827.83				(535,973.83)
PS			1,947,854.00	1,947,854.00	1,719,000.00			228,854.00	1,947,854.00	383,386.33			1,564,467.67	1,947,854.00	346,092.37			2,137,735.46	2,483,827.83				(535,973.83)
Pension and Gratuity Fund	01101407		1,130,051.00	1,130,051.00	1,130,051.00				1,130,051.00		47,489.17	536,144.18	543,979.09	1,127,612.44		49,598.50	536,144.16		585,742.66		2,438.56		541,869.78
Pension and Gratuity Fund	0000090800000000		1,130,051.00	1,130,051.00	1,130,051.00				1,130,051.00		47,489.17	536,144.18	543,979.09	1,127,612.44		49,598.50	536,144.16		585,742.66		2,438.56		541,869.78
For payment of retirement and terminal leave benefits	282009080200000		331,256.00	331,256.00	331,256.00				331,256.00		47,489.17		258,526.26	306,015.43		49,598.50			49,598.50		25,240.57		256,416.93
PS			331,256.00	331,256.00	331,256.00				331,256.00		47,489.17		258,526.26	306,015.43		49,598.50			49,598.50		25,240.57		256,416.93
For payment of monetization of leave credits	103009080400000		798,795.00	798,795.00	798,795.00				798,795.00			536,144.18	285,452.83	821,597.01			536,144.16		536,144.16		(22,802.01)		285,452.85
PS			798,795.00	798,795.00	798,795.00				798,795.00			536,144.18	285,452.83	821,597.01			536,144.16		536,144.16		(22,802.01)		285,452.85
Sub-Total, SPF			5,914,046.00	5,914,046.00	5,914,046.00		(228,854.00)	228,854.00	5,914,046.00	383,386.33	2,304,947.17	536,144.18	2,687,129.76	5,911,607.44	346,092.37	2,307,056.50	536,144.16	2,137,735.46	5,327,028.49		2,438.56		584,578.95
PS			5,914,046.00	5,914,046.00	5,914,046.00		(228,854.00)	228,854.00	5,914,046.00	383,386.33	2,304,947.17	536,144.18	2,687,129.76	5,911,607.44	346,092.37	2,307,056.50	536,144.16	2,137,735.46	5,327,028.49		2,438.56		584,578.95
MOOE																							
Fin Ex																							
CO																							
GRAND TOTAL		63,102,000.00	6,104,046.00	69,206,046.00	69,192,214.00		(228,854.00)	228,854.00	69,192,214.00	16,288,283.36	19,426,971.52	14,023,318.07	19,441,202.15	69,179,775.10	11,483,000.73	18,189,182.29	16,993,742.82	21,676,765.84	68,342,691.66	13,832.00	12,438.90		837,083.42
PS		26,704,000.00	7,542,046.00	34,246,046.00	32,794,214.00		(228,854.00)	228,854.00	34,232,214.00	8,390,550.31	8,937,809.66	7,132,764.76	9,768,650.37	34,229,775.10	6,511,463.83	8,967,977.07	7,157,918.19	11,173,595.72	33,810,854.81	13,832.00	2,438.90		418,820.29
MOOE		30,809,000.00	(1,438,000.00)	29,371,000.00	30,809,000.00		(1,438,000.00)		29,371,000.00	7,897,733.05	6,909,180.00	5,533,508.46	9,030,578.49	29,371,000.00	4,713,866.90	7,182,423.12	6,075,624.66	9,367,771.17	29,338,685.85				31,314.15
Fin Ex																							
CO		5,589,000.00		5,589,000.00	5,589,000.00				5,589,000.00		3,579,981.86	1,357,044.85	641,973.29	5,579,000.00	257,870.00	2,038,782.10	1,760,199.97	1,135,398.95	5,192,051.02		10,000.00		386,948.98

Certified Correct:


Tasong, Maria

Budget Officer

Date: 17/Feb/2017

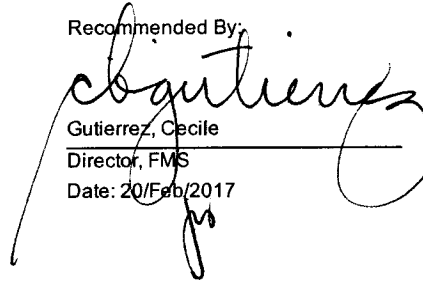
Certified Correct:




Chief Accountant

Date:

Recommended By:


Gutierrez, Cecile
Director, FMS
Date: 20/Feb/2017

Approved By:



Verzosa, Emmeline

Agency Head/Department

Date: 20/Feb/2017

This report was generated using the Unified Reporting System

ACCOUNTING SECTION

Received by: 

Date:

Time:

1140