


MONTHLY REPORT OF DISBURSEMENTS
For the month of December, 2014


Department : Other Executives Offices
 Agency : Philippine Commission on Women
 Operating Unit : NCR
 Organization Code (UACS) : 26-029-00-00000
 Funding Source Code (as clustered): 1-01-101


PARTICULARS	CURRENT YEAR BUDGET					PRIOR YEAR'S BUDGET										SUB-TOTAL	TRUST LIABILITIES				GRAND TOTAL					Remarks		
	PS	MOOE	Fin. Exp	CO	TOTAL	PRIOR YEAR'S ACCOUNTS PAYABLE					CURRENT YEAR'S ACCOUNTS PAYABLE						TOTAL	PS	MOOE	CO	TOTAL	PS	MOOE	Fin. Exp	CO		TOTAL	
						PS	MOOE	Fin. Exp	CO	Sub-Total	PS	MOOE	Fin. Exp	CO	Sub-Total													17=(11+16)
1	2	3	4	5	6=(2+3+4+5)	7	8	9	10	11=(7+8+9+10)	12	13	14	15	16=(12+13+14+15)	17	18	19	20	21	22	23	24	25	26	27	28	
Notice of Cash Allocation (NCA) MDS Checks Issued	680,553.97	61,157.91			741,711.88																							
Advice to Debit Account	2,867,465.67	5,001,089.74			7,868,575.61																							
Working Fund (NCA Issued to BTR)																												
Tax Remittance Advices Issued (TRA)	217,737.77	68,081.07			285,818.84																							
Cash Disbursement Ceiling (CDC)																												
Non-Cash Availment Authority (NCAA)																												
Others (CDT, BTR Docs Stamp, etc.)																												
TOTAL	3,785,777.81	5,130,328.72			6,896,106.33																							

SUMMARY:																												
		<u>Previous Report (Nov)</u>	<u>Jan - May Adjustment</u>	<u>This month (Dec)</u>	<u>As of Date</u>																							
Total Disbursement Authorities Received																												
NCA		32,809,159.84	15,726,715.06	4,237,000.00	52,772,875.00																							
Working Fund		-	-	-	-																							
TRA		2,283,002.29	1,313,343.72	285,818.84	3,882,164.85																							
CDC		-	-	-	-																							
NCAA		-	-	-	-																							
Others (COT, BTR Docs Stamp, etc.)		-	-	-	-																							
Less: Notice of Transfer Allocations (NTA)* Issued		-	-	-	-																							
Total Disbursements Authorities Available		35,092,162.23	17,040,058.78	4,522,818.84	56,655,069.85																							
Less: Lapsed NCA Disbursements*		647,833.76	20,814.20	-	968,747.96																							
Balance of Disbursements Authorities as of to date		27,212,852.34	15,705,800.86	8,610,287.49	51,528,940.69																							
		6,931,476.13	1,313,343.72	(4,087,468.65)	4,157,351.20																							

Notes: The use of NTA is discouraged
 * Amounts should tally

Prepared By:

 NERISA V. ODIAMAN
 Accountant
 Date: 1/21/15

Certified Correct:

 NATHANIEL L. GONZALES
 Accountant III
 Date:

Approved By:

 EMMELINE L. VERZOSA
 Head of Agency or Authorized Representative
 Date: